

MEMORANDUM

TO: KHSAA Member School Superintendents, Principals, and Athletic Directors

FROM: Brigid L. DeVries, Commissioner
Larry Boucher, Executive Assistant Commissioner *LB*

DATE: June 27, 2003

RE: 2003 Title IX Forms Submission

School	Henderson County High School	Reviewed by	Gary Lawson
--------	------------------------------	-------------	-------------


The following is a status report regarding the required 2002 - 2003 Title IX submission of forms due in to the KHSAA office by April 15, 2003. Appropriate audit personnel have reviewed these forms and the following is a summary of this review.

I. Checklist of Forms properly submitted in a satisfactory manner:

✓	GE 19 (Annual Verification)	✓	T-35 (Budget Expenses)
✓	T-1 (Summary Program Chart 1)	✓	T-36 (Budget Expenses)
✓	T-2 (Summary Program Chart 2)	✓	T-41 (Checklist – Overall Interscholastic Program)
✓	T-3 (Summary Program Chart 3)	✓	T-60 (Corrective Action Plan)
✓	T-4 (Summary Program Chart 4)	✓	T-63 (Interscholastic Survey Results)

II. Status

A.	✓	2002 – 2003 Forms are satisfactory and no further information or action is necessary at this time.
B.		Errors have been noted with respect to the following forms and corrected copies are being returned to you for placement in your Title IX file to ensure proper submission in the future.
C.		The following forms were omitted and must be submitted by school representatives.
D.	✓	Other Recommendation and Comments: <ul style="list-style-type: none"> All calculations are correct and report appears to be in satisfactory order. School needs to get a higher return rate on student surveys in order to support responses in T-3. The current submittal shows only a 52% return rate. Please take note of this for future submittals. Thanks.



MEMORANDUM

To: KHSAA Member School Superintendents, Principals, and Athletic Directors

From: Brigid L. DeVries, Commissioner
Larry Boucher, Assistant Commissioner

Date: JUNE 27, 2003

Re: 2003 Title IX Forms Submission

School	<u>Henderson County High</u>	Reviewed by	<u>GARY W. LAWSON</u>
--------	------------------------------	-------------	-----------------------


The following is a status report regarding the required 2002-2003 Title IX submission of forms which were due in to the KHSAA office by April 15, 2003. Appropriate audit personnel have reviewed these forms and the following is a summary of this review.

I. Checklist of Forms properly submitted in a satisfactory manner:

✓	GE 19 (Annual Verification)	✓	T-35 (Budget Expenses)
✓	T-1 (Summary Program Chart 1)	✓	T-36 (Budget Expenses)
✓	T-2 (Summary Program Chart 2)	✓	T-41 (Checklist - Overall Interscholastic Program)
✓	T-3 (Summary Program Chart 3)	✓	T-60 (Corrective Action Plan)
✓	T-4 (Summary Program Chart 4)	✓	T-63 (Interscholastic Survey Results)

II. Status

A.	✓	2002-2003 Forms are satisfactory and no further information or action is necessary at this time.
B.		Errors have been noted with respect to the following forms and corrected copies are being returned to you for placement in your Title IX file to ensure proper submission in the future.
C.		The following forms were omitted and must be submitted by school representatives.
D.		Other Recommendation and Comments: <i>All calculations are correct and report appears to be in satisfactory order. School needs to get a higher return rate on student surveys in order to support responses in T-3. The current submitted shows only a 52% return rate. Please take note of this for future submittals. Thanks,</i>



MEMORANDUM

To: KHSAA Member School Superintendents, Principals, and Athletic Directors

From: Brigid L. DeVries, Commissioner
Larry Boucher, Assistant Commissioner

Date: JUNE 27, 2003

Re: 2003 Title IX Forms Submission

School	<u>HENDERSON County High</u>	Reviewed by	<u>GARY W. LAWSON</u>
--------	------------------------------	-------------	-----------------------


The following is a status report regarding the required 2002-2003 Title IX submission of forms which were due in to the KHSAA office by April 15, 2003. Appropriate audit personnel have reviewed these forms and the following is a summary of this review.

I. Checklist of Forms properly submitted in a satisfactory manner:


✓	GE 19 (Annual Verification)	✓	T-35 (Budget Expenses)
✓	T-1 (Summary Program Chart 1)	✓	T-36 (Budget Expenses)
✓	T-2 (Summary Program Chart 2)	✓	T-41 (Checklist - Overall Interscholastic Program)
✓	T-3 (Summary Program Chart 3)	✓	T-60 (Corrective Action Plan)
✓	T-4 (Summary Program Chart 4)	✓	T-63 (Interscholastic Survey Results)

II. Status

A.	✓	2002-2003 Forms are satisfactory and no further information or action is necessary at this time.
B.		Errors have been noted with respect to the following forms and corrected copies are being returned to you for placement in your Title IX file to ensure proper submission in the future.
C.		The following forms were omitted and must be submitted by school representatives.
D.		Other Recommendation and Comments: <i>All calculations are correct and report appears to be in satisfactory order. School needs to get a higher return rate on student surveys in order to support responses in T-3. The current submitted shows only a 52% return rate. Please take note of this for future submittals. Thanks,</i>



APR 07 2003
APR 07 2003





KENTUCKY HIGH SCHOOL ATHLETIC ASSOCIATION

TITLE IX

MEMBER SCHOOLS 2002-2003 ANNUAL REPORT FORMS

Submit to KHSAA
By April 15, 2003





**2002-2003 KENTUCKY HIGH SCHOOL ATHLETIC ASSOCIATION
ANNUAL VERIFICATION OF TITLE IX PROCEDURES
(To be submitted by April 15, 2003 along with other required forms)**

The HENDERSON COUNTY High School, HENDERSON, Kentucky
(Name of High School) (City)

certifies to the Kentucky High School Athletic Association that the following is an accurate and true representation of the facts surrounding compliance with 20 U.S.C. Sections 1681-1688, et. Seq. (also known as Title IX)

I certify the following provisions in accordance with records at the school contained in the permanent Title IX file, and to the best of my knowledge have completed the following tasks. (All boxes must be checked)

- Established a gender equity committee at the high school. (list committee personnel and provide attachment if necessary)

Name	Address	Phone	Title
BRUCE SWANSON	HENDERSON COUNTY HIGH SCHOOL	270-831-8810	PRINCIPAL
BETTY BLEICHROTH	HENDERSON COUNTY BD. OF ED.	270-831-5000	TITLE IX COORDINATOR
WILLIAM HEARN III	HENDERSON COUNTY HIGH SCHOOL	270-831-8810	SCHOOL PSYCHOLOGIST
VIVIAN TOMBLIN	HENDERSON COUNTY HIGH SCHOOL	270-831-8810	SCHOOL COUNSELOR
JERRY MEZUE	HENDERSON COUNTY HIGH SCHOOL	270-831-8868	ATHLETIC DIRECTOR
DANNY PERKINS	HENDERSON COUNTY HIGH SCHOOL	270-831-8868	ASSISTANT ATHLETIC DIRECTOR
FORREST WILLIAMSON	HENDERSON COUNTY HIGH SCHOOL	270-831-8810	BOOSTER CLUB PRESIDENT

- Scheduled a minimum of three meetings during the 2002-2003 school year on the following dates:

SEPTEMBER 12, 2002
JANUARY 9, 2003
APRIL 3, 2003

- Designated the following person(s) as the Title IX coordinator for the school/district:

Name	Title	Address	Phone
BETTY BLEICHROTH	DISTRICT TITLE IX COORDINATOR	HENDERSON COUNTY BOARD OF ED.	270-831-5000

- School personnel are continuing to make periodic reviews of the boys and girls athletics program reflected in the Corrective Action Plan.

- In addition to the above information, the above referenced school maintains a complete permanent file relative to Title IX records including copies of the self-assessment audit, all corrective action plans, and other related materials.

Bruce A. Swanson April 3 2003
Principal's Signature Date

John W. Vaughn Darlene Marshall-Ware
Superintendent Signature School Board Chairpersons' Signature

(Send original copy to KHSAA - Maintain duplicate in Title IX school folder)

2002-2003
ACCOMMODATION OF INTERESTS AND ABILITIES
SUMMARY PROGRAM CHART 1

KHSAA
 Form T1
 Rev. 9/02

Participation Opportunities Test One

		(Column 1)	(Column 2)	(Column 3)	(Column 4)
	Program	Enrollment	Percentage of Total Enrollment	Number of Interscholastic Participants (double and triple count)	Percentage of Total Participation
Row 1	GIRLS	1010	47.9%	266	44.9%
Row 2	BOYS	1097	52.1%	327	55.1%
Row 3	Totals	2107	100%	593	100%

Instructions: *Number of 8th grade students & below used in Column 4 calculations if applicable: _____

- 1) Determine the total number of girls enrolled, (place in Row 1, Column 1). Determine the total number of boys enrolled, (place in Row 2, Column 1).
 - 2) Add the total number of girls and boys enrolled to determine total enrollment, (place in Row 3, Column 1).
 - 3) Calculate the percentage of total enrollment that is female. (Divide Row 1, Column 1 by row 3, Column 1 and place in Row 1, Column 2.) Calculate the percentage of total enrollment that is male. (Divide Row 2, Column 1 by Row 3, Column 1 and place in Row 2, Column 2.) Note: Row 1, Column 2 plus Row 2, Column 2 should total 100%.
 - 1) Ask the head coaches to review the most updated eligibility or squad lists for their teams. Ask coaches to confirm the names of those individuals who are on the team as of the first **date of competition**, and cross out the names of those who were cut from the team or quit the team prior to the first competitive event. Determine the total number of interscholastic athletics participants that are girls, (and place in Row 1, Column 3). In order to determine the total number of athletics participants, an individual should be counted each time he or she participates on a team. For example, if Jane Doe competes on the varsity volleyball team, the junior varsity volleyball team, the junior varsity basketball team, and the varsity softball team, she should be counted as four participants (**do not include club or intramural sports participants, cheerleaders, dance teams, or pom squads**). Calculate the same way for boys and girls. * In addition, should 8th grade students and below play on a Freshman, Junior Varsity, or Varsity team, they should also be counted for each team and sport on which they participate. If applicable, please asterisk the above notation as to how many 8th grade students & below are included in the totals. Using the same procedure, determine the total number of interscholastic athletic participants that are boys, (and place in Row 2, Column 3). Add Row 1, Column 3 plus Row 2, Column 3 to get total participants and place in Row 3, Column 3.
- Calculate the percentage of female participation. (Row 1, Column 3 divided by Row 3, Column 3 and place in Row 1, Column 4.)
- Calculate the percentage of male participation. (Row 2, Column 3 divided by Row 3, Column 3 and place in Row 2, Column 4.) Note: Row 1, Column 4 plus Row 2, Column 4 should total 100%.

Note: While being within three percent is not a formal compliance standard; if the percent listed in Row 1, Column 4 is within 3% of Row 1, Column 2, then it provides a good target within which compliance is likely.

Principal's Signature: Bruce A. Swanson Date: 4/3/03

ACCOMMODATION OF INTERESTS AND ABILITIES

SUMMARY PROGRAM CHART 2

Participation Opportunities Test Two

		Column 1	Column 2	Column 3	Column 4	Column 5	
Program		Number of Teams Currently Offered	Number of Participants	Number of Teams Added in Last Five Years	Number of Participants Added in Last Five Years	Percent of Total Participation By Sex Added in Last 5 Years	
GIRLS	Row 1	varsity:	9	147	1	12	
	Row 2	j.v.:	4	62	1	12	
	Row 3	frosh:	3	57	1	27	
	Row 4	total:	16	266	3	51	19.7%
BOYS	Row 5	varsity:	9	185	0	0	
	Row 6	j.v.:	4	83	0	0	
	Row 7	frosh:	3	59	2	29	
	Row 8	total:	16	327	2	29	9.7%

- 1) For Column 1, list the number of interscholastic teams offered for girls and boys at each competitive level (varsity, junior varsity, and freshman). For girls, total each of the entries in Rows 1, 2, and 3 into Row 4. For boys, total Rows 5, 6, and 7 into Row 8.
- 2) For Column 2, list the number of participants at each level. For girls, total each of the entries in Rows 1, 2, and 3 into Row 4. For boys, total Rows 5, 6, and 7 into Row 8. **Note:** The totals in Row 4 for girls and in Row 8 for boys must be the same as the totals in Form T-1, Column 3, Rows 1 and 2 respectively.
- 3) For Column 3, list the number of interscholastic teams that have been added in the last five years at each competitive level. Count each team added during the 5 year period only one time. e.g. Girl's junior varsity soccer was added 3 years ago, count the team only once, not 3 times. For girls, total the entries in Rows 1, 2, and 3 into Row 4. For boys, total Rows 5, 6, and 7 into Row 8.
- 4) For Column 4, list the number of participants that are currently on each level of the teams that were added in the last five years. If a team was added previously but no longer exists, there are no current participants to be added for that team. For girls, total the entries in Rows 1, 2, and 3 into Row 4. For boys, total Rows 5, 6, and 7 into Row 8.
- 5) For Column 5, calculate the percentage of participants that have been added in the last five years. For girls, take the number in Column 4, Row 4 and divide by the number in Column 2, Row 4. For boys, take the number in Column 4, Row 8 and divide it by the number in Column 2, Row 8.

Note: If the percentage of current participants added in the last five years is 25% or greater, compliance with test two may be possible. If less than 25%, then compliance with test three should be analyzed. **CAUTION:** 25% is not a formal compliance standard.

Principal's Signature: Bruce A. Swanson Date: 4/3/03

2002-2003
ACCOMMODATION OF INTERESTS AND ABILITIES
SUMMARY PROGRAM CHART 3

Participation Opportunities Test Three

For any question answered "YES" identify the respective sport(s).

	GIRLS (Yes / No)		BOYS (Yes / No)
1. For a sport not currently played at the interscholastic level (varsity, junior varsity, or freshman) in your school, is there an intramural team offered for that sport?	NO		NO
2. For a sport <u>not</u> currently offered in your interscholastic athletics program, is there sufficient interest to form a viable interscholastic team based on participation on an intramural team or community recreation teams?	NO		NO
3. For a sport <u>not</u> currently offered, is there sufficient interest to form a viable interscholastic team based on student responses from the interscholastic survey?	NO		NO
4. For a sport currently offered at the varsity level only, is there sufficient interest to form a viable team for a junior varsity, or freshman team that is not currently offered?	NO		NO
5. For a sport currently offered at the junior varsity or freshman level is there sufficient interest to form a varsity team not currently offered?	NO		NO
6. If you answered YES to question (1), (2), (3), (4), or (5), are there enough high schools in your geographic area offering the sport (at the appropriate level) to allow for the development of a reasonable schedule of competition?	N/A		N/A

Principal's Signature: Bruce A. Swanson Date: 4/3/03

2002-2003
ACCOMMODATION OF INTERESTS AND ABILITIES+
SUMMARY PROGRAM CHART 4

Levels of Competition Test One

		Column 1	Column 2	Column 3
Girls	Team Levels	Number of Teams Currently Offered	Number of Participants	Percentage of Participants at Each Level
Row 1	varsity:	9	147	55.3% ⁰
Row 2	j.v.:	4	62	23.3% ⁰
Row 3	frosh:	3	57	21.4% ⁰
Row 4	total:	16	266	100%
Boys				
Row 5	varsity:	9	185	56.6% ⁰
Row 6	j.v.:	4	83	25.4% ⁰
Row 7	frosh:	3	59	18.0% ⁰
Row 8	total:	16	327	100%

- 1) Column 1, list the number of interscholastic teams offered for girls and boys at each competitive level; varsity, junior varsity, and freshman. (Refer to Form T-2, Accommodation of Interests and Abilities, Summary Program Chart 2, Column 1.)
- 2) For Column 2, list the number of participants at each level. For girls, total the entries in Rows 1, 2, and 3 into Row 4. For boys, total the entries in Rows 5, 6, and 7 into Row 8. (Refer to Form T-2, Accommodation of Interests and Abilities, Summary Program Chart 2, Column 2.)
- 3) For Column 3, calculate the percentage of female and male participants at each level.
For girls' varsity, junior varsity, and frosh, respectively:
 - Divide Column 2, Row 1 by Column 2, Row 4, and place the percentage in Column 3, Row 1.
 - Divide Column 2, Row 2 by Column 2, Row 4, and place the percentage in Column 3, Row 2.
 - Divide Column 2, Row 3 by Column 2, Row 4, and place the percentage in Column 3, Row 3.
 For boys' varsity, junior varsity, and frosh, respectively:
 - Divide Column 2, Row 5 by Column 2, Row 8, and place the percentage in Column 3, Row 5.
 - Divide Column 2, Row 6 by Column 2, Row 8, and place the percentage in Column 3, Row 6.
 - Divide Column 2, Row 7 by Column 2, Row 8, and place the percentage in Column 3, Row 7.

Principal's Signature: Bruce A. Swenson Date: 4/3/03

2002-2003

**BUDGETED AND ACTUAL EXPENDITURES - PROGRAM COMPARISON CHART
TO INCLUDE BOOSTER CLUB FUNDING**

	equipment and supplies		travel		awards		coaches' salaries (to include supplemental and extended employment)		facilities improvements		publications (if sport-specific)	
	B	E	B	E	B	E	B	E	B	E	B	E
G basketball	7,000.00	15,946.96		1,122.95		708.30	6,480.00					
B basketball	7,000.00	11,405.36		1,716.56		257.60	6,480.00					
G softball	3,000.00	2,487.47		462.11		956.67	4,000.00					
B baseball	3,000.00	3,889.88		522.99		270.20	4,000.00					
G cross country		1,115.27		471.06		126.94	1,800.00					
B cross country		1,082.49		442.82		120.20	1,800.00					
G golf		2,564.36				247.50	1,560.00					
B golf		3,212.00				247.50	1,560.00					
G soccer		786.21		748.49		1501.90	4,000.00					
B soccer		763.36		768.32		1,448.11	4,000.00					
G swimming		684.47		153.05		236.00	1,800.00					
B swimming		684.47		153.05		236.00	1,800.00					

1. Budget and expenditures on this 2002-2003 year report due by April 15, 2003, should reflect the total monies budgeted and spent for the entire year of 2001-2002 ending June 30, 2002.
2. "B" is for budgeted dollar amounts and "E" is for actual dollar expenditures.
3. Booster Club Funding/Contributions must be included in the expenditures total.

Principal's Signature: Bruce A. Swanson Date: 4/3/03

BUDGETED AND ACTUAL EXPENDITURES - PROGRAM COMPARISON CHART 2
TO INCLUDE BOOSTER CLUB FUNDING

Teams	equipment and supplies		travel		awards		coaches' salaries (to include supplemental and extended employment)		facilities improvements		publications (if sport-specific)	
	B	E	B	E	B	E	B	E	B	E	B	E
G track		1,446.86		827.64		350.32	4,000.00					
B track		1,354.35		827.64		350.32	4,000.00					
G tennis		1,406.40		171.25		250.25	1,560.00					
B tennis		1,243.39		163.70		250.25	1,560.00					
G volleyball		10,000.00		458.40		200.20	3,500.00					
B wrestling												
G (list sport)												
B (football)		550.22		472.82		538.35	6,480.00					
G (list sport)												
B (list sport)												

1. Budget and expenditures on this 2002-2003 year report due by April 15, 2003, should reflect the total monies budgeted and spent for the entire year of 2001-2002 ending June 30, 2002.

2. "B" is for budgeted dollar amounts and "E" is for actual dollar expenditures.

3. Booster Club Funding/Contributions must be included in the expenditures total.

Principal's Signature: Bruce A. Swanson Date: 4/3/03

2002-2003 KHSAA TITLE IX ATHLETICS AUDIT

KHSAA
Form T41
Rev. 9/02

Checklist - Overall Interscholastic Athletics Program

Areas of Compliance	ADVANTAGE TO (Respond based on Internal Evaluation by checking the appropriate column.)		
	GIRLS' PROGRAM	BOYS' PROGRAM	NEITHER PROGRAM
OPPORTUNITIES			
Accommodation of Interest and Abilities			
BENEFITS			
Equipment and Supplies			✓
Scheduling of Games and Practice Time			✓
Travel and Per Diem Allowances			✓
Coaching			✓
Locker Rooms, Practice and Competitive Facilities			✓
Medical and Training Facilities and Services			✓
Publicity			✓
Support Services			✓
Athletic Scholarships			NA
Tutoring			✓
Housing and Dining Facilities and Services			NA
Recruitment of Student Athletes			NA

Principal's Signature: Bruce A. Swanson Date: 4/5/03



2002-2003 INTERSCHOLASTIC ATHLETICS SURVEY

Summary of Student Responses

School Name: Henderson Co. High
 School Enrollment: 2107
 Date: 12/13/02
 Completed By: JERRY MEZUR AD

Instructions:

1. Summarize the Student Athletics Interest Surveys Form T-61 by listing the total number of responses on the line next to each sport.
2. Under the Other Category please provide a listing of the sports as well as the number of students who are interested in participating.
3. Please sign and date the Summary Form (T-63) and mail the Summary Form only to the KHSAA by April 15, 2003. Do not mail the student surveys (Form T-61). However, these Forms should be maintained in your files in the event they are requested subsequently.

1622 Number of Surveys
836 Total Returned
9-11 Grades Surveyed

How Was The Survey Administered? During advisory
 (e.g. was it given in all English classes, or all home rooms, or advisee/advisor?)

Fall Sports (List Total Number of Participation Responses)

17 Cross Country (Girls)
12 Cross Country (Boys)
20 Field Hockey (Girls)
128 Football (Boys)
15 Golf (Girls)
25 Golf (Boys)
37 Soccer (Girls)
30 Soccer (Boys)
104 Volleyball (Girls)
13 Volleyball (Boys)

Winter Sport (List Total Number of Participation Responses)

66 Basketball (Girls)
106 Basketball (Boys)
73 Gymnastics (Girls)
28 Indoor Track (Girls)
26 Indoor Track (Boys)
45 Swimming & Diving (Girls)
20 Swimming & Diving (Boys)
57 Wrestling (Boys)

Spring Sport (List Total Number of Participation Responses)

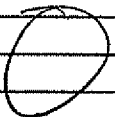

99 Baseball (Boys)
47 Fast Pitch Softball (Girls)
66 Slow Pitch Softball (Girls)
45 Tennis (Girls)
14 Tennis (Boys)
66 Track (Girls)
52 Track (Boys)

Other Sports (From Student Survey T-61 Question 10)

Name of Sport	Number of Students Interested In Participating
ice hockey 15	dance 3
gymnastics 4	Lacrosse 16
golf 1	boxing 6
Rugby 10	pool 6
(g) field hockey 11	bowling 13
bowling 2	(g) football 12
wrestling 7	cricket 3
skateboarding 6	cheerleading 9
	Karate 1
	fencing 3
	Water polo 6
	archery 11
	badminton 4
	ping pong 9

Number of Students who participate in Intramural Sports.
(From Student Survey T-61 Question 5)

* We do not offer intramural sports at the present time.

Sport	Number
	

List Intramural Sports students are interested in adding:
(From Student Survey T-61 Question 6)

Sport	Number
volleyball 5	skateboard 2
basketball 14	SP SOFTBALL 2
ping pong 7	archery 1
bowling 2	boxing 6
gymnastics 8	Soccer 3
dodgeball 2	Tennis 1
cricket 1	pool 1
hockey 20	badminton 5
	rugby 7
	bowling 6
	badminton 5
	Kickball 3
	dance 1
	Frisbee 9
	Lacrosse 12
	rodeo 3
	rifle 3
	baseball 1
	football 8
	(g) football 8
	wrestling 11
	bowling 6

Participation in Non-School Sports Activities
(From Student Survey T-61 Question 7)

Sport	Number	Sport	Number	Sport	Number
softball	40	snowboard	1	rock climbing	1
soccer	22	boxing	2	rifle	2
golf	9	skateboard	12	fencing	3
basketball	57	dance	7		
football	12	gymnastics	8		
baseball	25	BMX	6		
tennis	4	bowling	8		
volleyball	4	rollerblade	3		
swim	4	cheerleading	6		
hockey	2	rugby	2		
frisbee	1	prestling	1		

Reasons for not participating in interscholastic athletics.
(From Survey Question 8)

Response	Number
34 I prefer other activities such as band, chorus, etc.	
83 I don't have time	
11 The practice schedules and game times are inconvenient	
17 The sport I like isn't offered	
11 It's too expensive	
6 I prefer to participate in club or intramural sports	
37 Working	
23 Other	

Student Suggestions to encourage participation

wider variety of sports
 lower fees
 promote the sport (advertise try-outs & conditioning times)
 hire new coaches

Bruce A. Swanson
 Principal's Signature

4/3/03
 Date

School Name: HENDERSON COUNTY

2002-2003

School Year: 2002 - 2003

TITLE IX

Principal's Signature: *Bruce Lewis*

CORRECTIVE ACTION PLAN

Date: 6-17-03

To complete this form, indicate the intended area which needs corrective action, the suggested change and time table for implemented this form as needed. Please attach corrective action plans along with audit forms and submit by April 15, 2003.

ITEM FOR CORRECTION	SUGGESTED CHANGE	TIME TABLE FOR COR
Girls Softball Practice / Game Field	Upgrade/improve Girls Softball Facility	The Girls Softball Practice / Game Facility has been updated with the construction of new bleachers in the gymnasium, main concession stand in the gymnasium, and this facility was 4-1-03
Insufficient Practice Facilities For Boys/Girls Basketball Programs	Construct more gymnasium practice facilities	Construction of new gymnasium practice facilities has been completed 2001-2002 school year and is being used in full force
Insufficient Storage	Construct more storage areas	The construction of the new practice facility added more storage areas for our boys/girls basketball practice program. Discussed: Davis, Tom, Young, and other staff. Plus P.E. Department/Capital's Office
No Tennis Courts presently on site due to the construction of the new gymnasium building. We are presently using the women's court tennis courts in downtown Henderson until new courts are constructed.	Construct new tennis courts at the HETS Athletic Complex as soon as funds become available. Once school board is responsible in helping the Henderson Tennis Club in the upgrade of the courts.	Construction of new tennis courts at the HETS Athletic Complex is in the planning phase and will be completed as soon as funds become available. Time table 2003-2004

An explanation (status report) is needed for all areas identified previously as items for correction as well as all areas identified as items for correction. This form shall be typed.